



### District Report Card: 2017


<b>State:</b> Telangana	<b>District:</b> Mahabubnagar
<b>Class:</b> 5	<b>Subject:</b> Language
<b>Schools:</b> 61	<b>Students:</b> 1094


### Participation/Coverage


#### Students

<b>GENDER</b> 	Boys		Girls	
	Number	%	Number	%
	457	41.77	637	58.23

<b>AREA</b> 	Rural		Urban	
	Number	%	Number	%
	849	77.61	245	22.39

<b>CATEGORY</b> 	SC		ST		OBC		GEN	
	Number	%	Number	%	Number	%	Number	%
	302	27.61	66	6.03	669	61.15	57	5.21

<b>CWSN</b> 	LD	VI	HI	S&LD	ID	Oth
	0	1	1	2	5	8

<b>Management</b> 	Government		Government-aided	
	Number	%	Number	%
	1042	95.25	52	4.75

### Average Performance of Students in Language (%)

Overall	Gender		Area		Management		Social Group			
	Male	Female	Rural	Urban	Govt.	Aided	SC	ST	OBC	GEN
58.00	59.58	56.86	60.60	48.95	58.57	46.41	55.96	58.69	59.55	49.71

### Performance on Learning Outcomes (LOs)

Learning Outcomes	Description	Average Performance(%)
L504	Reads and comprehends independently storybooks, news items/ headlines, advertisements etc.	58.37
L508	Reads text with comprehension, locates details and sequence of events	57.81

Range of Performance of Students who Answered Correctly							
Below 30%		30% - 50%		50% - 75%		Above 75%	
Number	%	Number	%	Number	%	Number	%
136	12.43	260	23.77	442	40.40	256	23.40

### Lowest Performing Learning Outcomes (LOs)

- 1 - Reads text with comprehension, locates details and sequence of events (57.81)
- 2 - Reads and comprehends independently storybooks, news items/ headlines, advertisements etc. (58.37)